

Saia PCD® Supervisor EM

Comprehensive solution for energy monitoring in the Saia PCD® Supervisor.
Monitor and optimize the energy consumption of your entire building.



Energy consumption made transparent

Saia PCD Supervisor EM is an energy benchmarking and analysis tool, developed as integrated solution for any type of building. It enables the user to collect and manage all aspects of energy data at one central location.

Saia PCD Supervisor EM is the ideal system for:

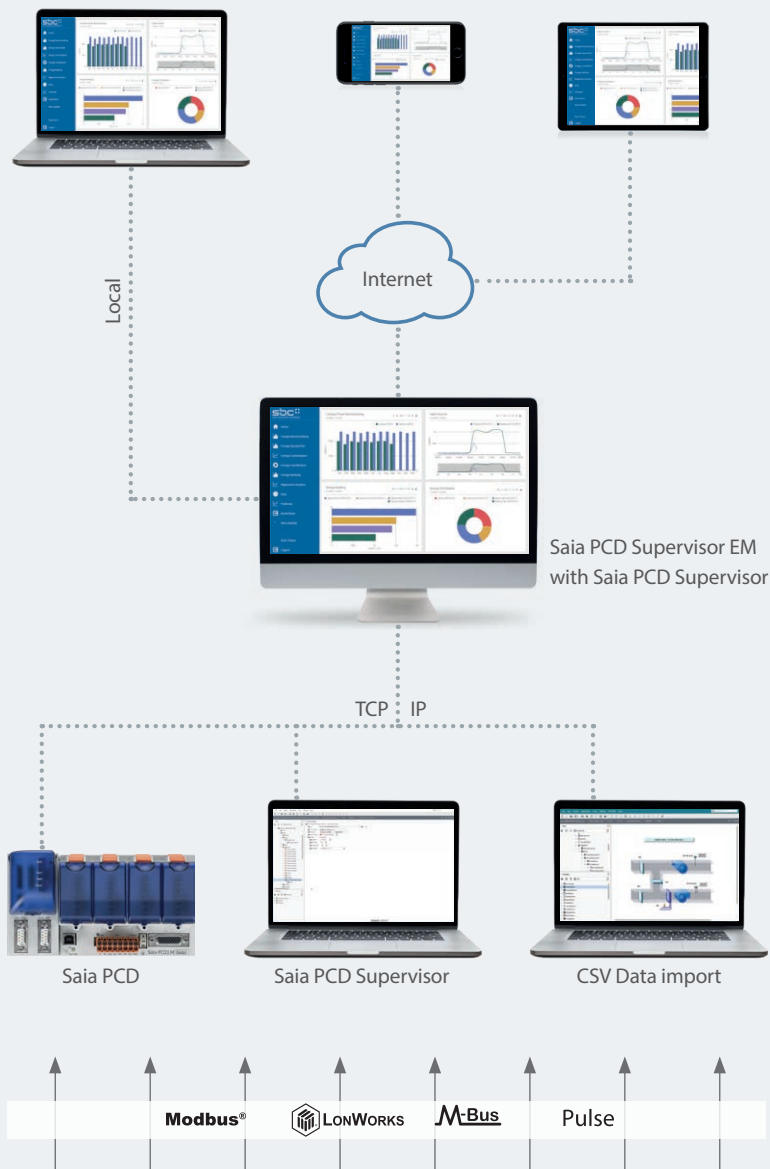
- ▶ helping manage energy, analyze, and optimize the operation of facilities
- ▶ measuring performance across multiple standards within your property
- ▶ establishing an Energy Monitoring System according to DIN EN ISO 50001

The software is using HTML5 technology and the latest cyber security standards, thereby allowing to build the browser pages you need, with whatever content you like, to suit any screen solution or device.



A complete solution

The complete solution for energy monitoring is fully integrated into the Saia PCD Supervisor. It includes an impressive array of technologies to manage all aspects of energy-related data.



Analyze and optimize

Saia PCD Supervisor EM is the SBC program package to monitor energy consumption. Being fully web-enabled, it allows you to monitor and analyze energy consumption locally or remotely from your platform of choice. Different access rights and viewing options allow tenants, facility managers, and service partners to optimize energy consumption.



Capture

The SBC system provides a range of options that can be used to collect measurement data:

- ▶ Via the Saia PCD Controller
- ▶ Via the Saia PCD Supervisor Monitoring Centre
- ▶ Via data import


Measure

Metering is the basis of analyzing and optimizing energy consumption. SBC utilizes the wide-range of SBC- and Honeywell energy meters. Meters from other manufacturers can also be seamlessly integrated.

Water Metering	Heating/Chilled Water Metering	Electrical Energy Metering
		

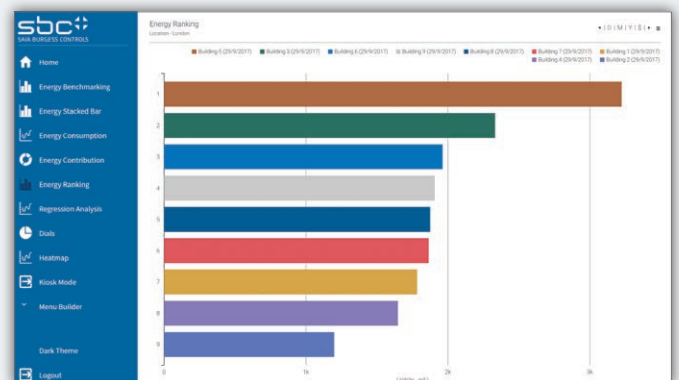
Visualisation is key

Saia PCD Supervisor EM converts technical data into easy-to-understand visual graphics. This includes converting consumption values into real cost figures in CHF, €, £, and \$. In addition, automatic reports are sent to you via email in PDF format.



Energy Efficiency Reports

Save management effort, easily generate customized reports, e.g., by manager, department or auditing.



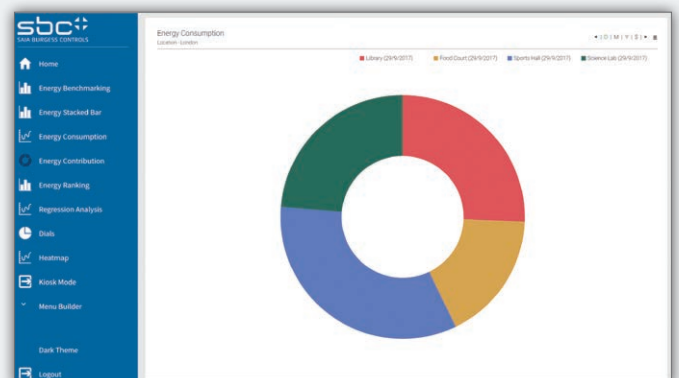
Energy Ranking

Visualize and compare the performance of your sites, buildings and plants. Increase energy efficiency by optimizing your biggest consumers.



Energy Benchmarking

Detect low energy-efficiency areas by comparing consumptions against similar periods.



Energy Contribution

Get an overview of the energy and associated costs for different zones, buildings, or time periods.

Kiosk Mode: Monitor the most important energy consumers with a rotating sequence of energy dashboard pages. Ideal for use in a building foyer or reception area. Educate occupants on how they can increase the energy efficiency in their building.



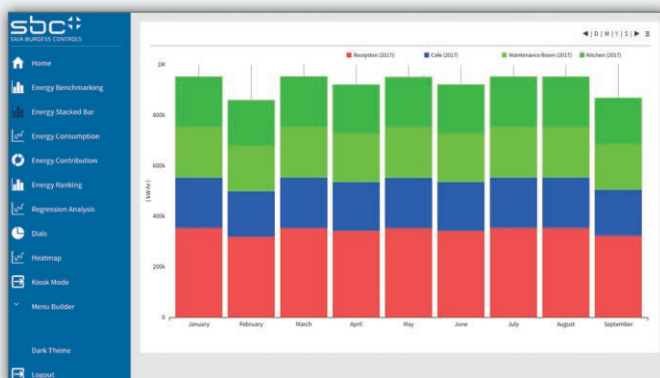
Daily Consumption

Detect inefficient energy usage by comparing multiple days across 24-hr periods.



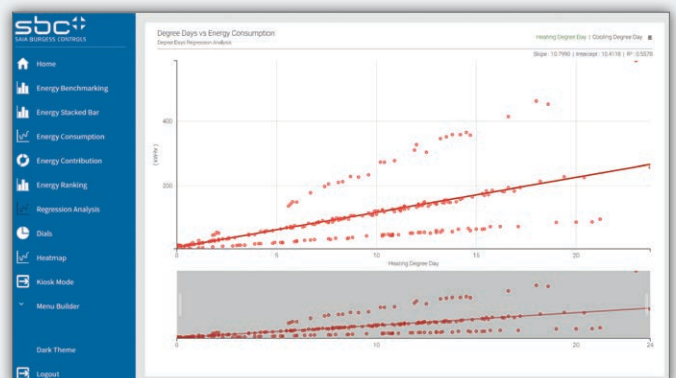
Heat Map

Get a one screen heat map view of the yearly data of a consumer. A click on any point of the chart shows the daily profile. Easily configure the heat map.



Stacked Bars

Stacked bar charts show the contribution of different consumers to the cumulated energy over time by day, week, month, year, and cost. Add a common allowed target/ budget.



Regression Analysis

Compare your consumption with the line-of-best-fit against outdoor temperature, degree days, or any other value of interest.

Your benefits ...

► Unveil potential energy savings

► Increase user awareness on energy spent

► Minimize costs associated with operating an EN 50001 energy monitoring system

► Supports class A classification of EN 15232

► Fast return on investment

► Better protection for your assets and data

► Improved environmental footprint

... thanks to

► Intuitive charts and regression analysis

► Benchmarking functionality (facilities, plan/actual)

► Ranking of consumers

► Energy dashboards

► Automatic scheduled reporting

► Complete transparency in energy resource monitoring

► Increased assurance of legal compliance

► Increased understanding of energy use and consumption via defined methods, processes of data collection

► Easy integration into the Saia PCD Supervisor infrastructure

► Compliance with the latest Cyber Security standards

► Energy efficiency is one of the most cost-effective ways to reduce your carbon footprint

Products

Type	Description
PCD8.SUP-EM25	Saia PCD® Supervisor EM: base license for Saia PCD Supervisor with max. 25 meter points
PCD8.SUP-EM50EXT	Saia PCD® Supervisor EM: license for additional 50 meter points
PCD8.SUP-EM100EXT	Saia PCD® Supervisor EM: license for additional 100 meter points
PCD8.SUP-EM500EXT	Saia PCD® Supervisor EM: license for additional 500 meter points
PCD8.SUP-EM1KEXT	Saia PCD® Supervisor EM: license for additional 1000 meter points
PCD8.SUP-EM-DEMO	90 days demo version (with full functionality)

Saia PCD Supervisor EM is an Add-on for the Saia PCD Supervisor

Infos and contact

Sehen Sie alle Produktdetails auf Ihrem Smartphone unter:
sbc.do/supervisor-en



Find a SBC office or partner in your area at:
sbc.do/contact



Saia-Burgess Controls AG

Bahnhofstrasse 18
3280 Murten
Switzerland

T +41 26 580 30 00
F +41 26 580 34 99

www.saia-pcd.com
info.ch@saia-pcd.com
www.sbc-support.com

