

Q.PS-AD2-2410F

Power supplies with 24 VDC output

- Input rated voltage 115...230 VAC
- Output: 24 VDC \pm 3% / 10 A
- Power Boost: 14 A for at least 3 minutes, up to 60 °C
- Simple parallel connection by removing a jumper
- 3 different modes for the short-circuit protection are selectable
- Overload protection
- Strong overload without switch-off
- „Power Good“-Relais
- IP 20
- Mounting on DIN rail
- Extremely small size



Figure	Input	Output	Protection	Features
<p>Q.PS-AD1</p>	Single phase 24 VAC / 40 VDC	24 VDC, 3 A 24 VDC, 5 A 24 VDC, 7 A	Short circuit Overload	
<p>Q.PS-AD2-24xxF</p>	Single phase 115...240 VAC	24 VDC, 1,5...3 A 24 VDC, 5...7.5 A 24 VDC, 10...14 A	Short circuit Overload Overvoltage	Adjustable output voltage 22...27 VDC
<p>Q.PS-AD3</p>	Double-phase 400...480 VAC	24 VDC, 5...7.5 A	Short circuit Overload Overvoltage	Adjustable output voltage 22...26 VDC
<p>Q.PS-ADB</p>	Single phase 110...230 VAC / 24 VDC battery	24 VDC, 5 A	Short circuit Overload Overvoltage	Adjustable charging current 1...5 A, battery diagnostic and different charging modes

Applications

Control panels, where 24 VDC is required to supply PLC's, actors, sensors etc. But also power demanding loads such as solenoid valves, motors, lamps, etc. Can be used in applications for:

- Building automation
- Industrial automation
- Infrastructure plants, such as water or sewage treatment
- Machineries
- Material handling
- etc.

Certifications

- The CE mark according to 2004/108/EC Electromagnetic Compatibility and low voltage directive 2006/95/EC
- cULus LISTED 508 Industrial Control Equipment
- EAC Mark of Conformity for Machinery Exports to Russia, Kazakhstan or Belarus

Electrical safety standards

- According to IEC/EN60950 (VDE0805) and EN50178 (VDE0160) for assembling devices.
The unit must be installed according to IEC/EN60950

EMC Generic standards

- Immunity according to EN61000-6-2
Emission according to EN61000-6-4

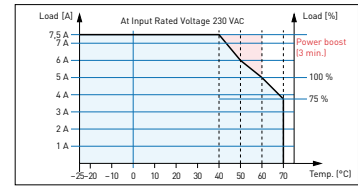
Functions

Q.PS-AD2-2410F

Input data	
Input voltage	115...230 VAC
Input Voltage Range	90...264 VAC
Inrush Current (at U_n and I_n)	$\leq 7 \text{ A} \leq 5 \text{ ms}$
Frequency	47...63 Hz $\pm 6\%$
Input Current (Input Rated Voltage)	1.0...0.7 A
Internal Fuse	4 A
External Fuse	Fast 6 A
Output data	
Output Voltage (U_n) / Nominal Current (I_n)	24 VDC $\pm 3\%$ / 10 A
Adjustment range (U_{adj})	22...27 VDC
Turn-On delay after applying mains voltage	1 s (max.)
Start up with capacitive load	$\leq 50.000 \mu\text{F}$
Continuous running current	
Max. continuous current at $\leq 40^\circ\text{C}$	14 A
Max. continuous current at $\leq 50^\circ\text{C}$	12 A
Max. continuous current at $\leq 60^\circ\text{C}$	10 A
Power reserve (power boost) (within 3 min. $\leq 60^\circ\text{C}$)	14 A
Short-circuit current (I_{cc})	30 A
Hold-up Time (at 100...240 VAC)	in general 20 ms
Residual Ripple	$\leq 80 \text{ mVpp}$
Minimum load	No
Efficiency (at 50% I_n)	$\geq 91\%$
Short-circuit protection	Yes
Overload protection	Yes
Over Voltage Output protection	Yes (max 35 VDC)
Parallel connection	Yes
Climatic data	
Ambient Temperature (operation)	$-25...+70^\circ\text{C}$ (Derating $>60^\circ\text{C}$, 2.5%/°C)
Ambient Temperature (storage)	$-40...+85^\circ\text{C}$
Humidity; no moisture condensation	95% at $+25^\circ\text{C}$
General data	
Isolation Voltage (Input/Output)	3000 VAC
Input / Ground isolation PE	1605 VAC
Output / Ground isolation PE	500 VAC
Degree of protection	IP 20
Pollution Degree Environment	2
Protection class	I, with PE connected
Dimension (w x h x d)	72 x 115 x 135 mm
Weight	approx 0.65 kg

Output characteristics

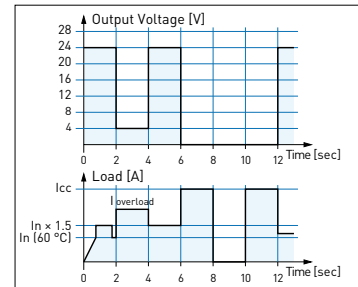
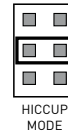
Output Derating Curve



Mode

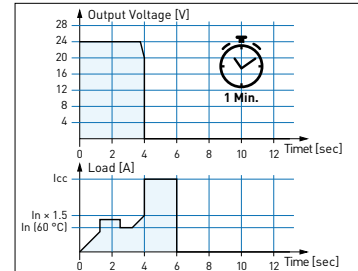
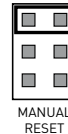
Hiccup-Mode

Automatic restart (default setting). The device tries to re-establish output voltage about every 2 seconds.



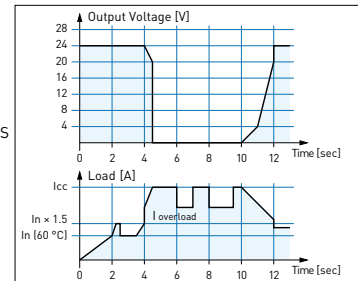
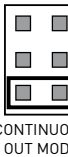
Manual Reset-Mode

In order to restart the output it is necessary to switch-off the input circuit for about 1 minute.

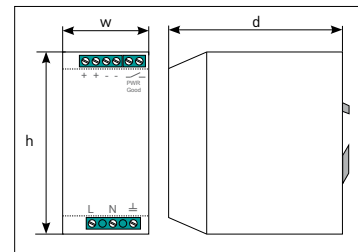


Continuous Out Mode

The output current is kept at high values with near zero voltage.



Dimensions



Saia-Burgess Controls AG

Bahnhofstrasse 18 | 3280 Murten, Switzerland
T +41 26 580 30 00 | F +41 26 580 34 99
www.saia-pcd.com

support@saia-pcd.com | www.sbc-support.com