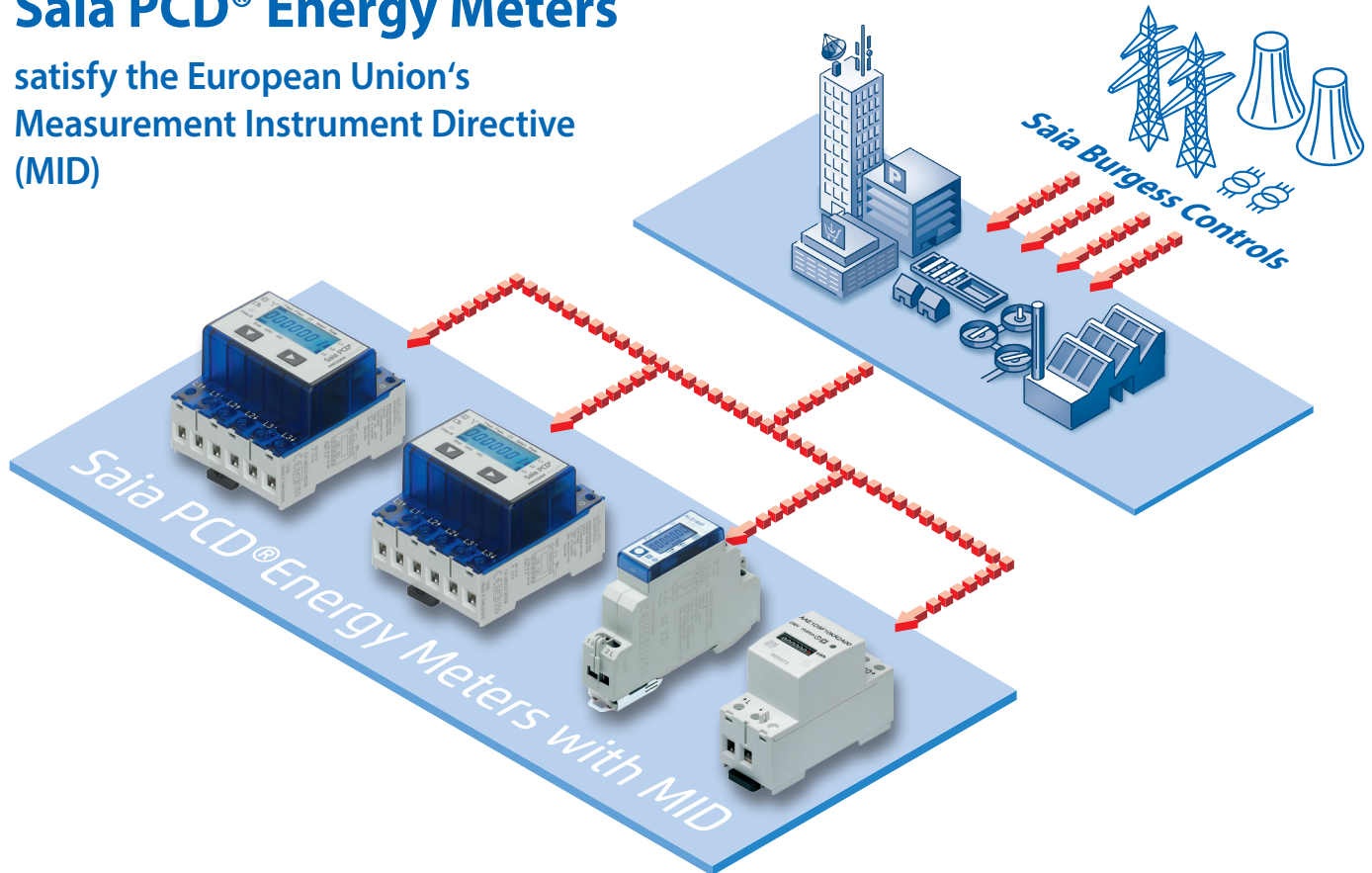


Saia PCD® Energy Meters

satisfy the European Union's
Measurement Instrument Directive
(MID)



The European Union's Measurement Instrument Directive (MID) was published on 30th April 2004 in the Official Journal L 135 of the European Union as Directive 2004/22/EG. It came into force on the day of publication and had to be implemented by EU member states before 30th October 2006. Temporary approvals already granted to devices remain valid up to their expiry date. This date is usually 10 years after the approval date. Approvals with indefinite validity remain valid until 29th October 2016. MID approved energy meters from Saia PCD® can be used for energy billing without additional calibration.

Previously, calibration had been a matter for national law. This meant that any device requiring calibration could only come into commercial circulation once a sample of it had obtained national approval and every device had been calibrated. The MID follows EU principles that seek to simplify cross-border trade with harmonization of requirements and mutual recognition of declarations of conformity. The MID concept seeks to regulate the commercialization of measurement instruments up to the commissioning stage.

Die MID umfasst folgende Anforderungen:

- Requirements up to first commercialization or device commissioning
- Fundamental requirements placed on measurement instruments
- Assumption of conformity through standards
- Procedure for assessing conformity
- Requirements of nominated body
- Identification of measuring instruments
- Market supervision

The MID does not, however, regulate how statutory inspection takes place (calibration duty), nor does it define any requirements after first commercialization, such as recalibration, calibration lifetime, or limits of traffic error. MID approval is described with the procedure for assessing MID conformity.

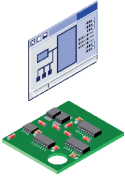
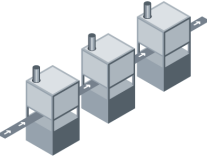

Procedure for assessing MID conformity

Assessing the conformity of a measurement instrument takes place according to the manufacturer's chosen procedure. The criteria for assessment are divided into development stages, type of assessment and assessing body. For true-watt electric power meters, manufacturers may choose from the following modules: module B + F; module B + D or module H1.

Saia-Burgess Controls AG has chosen modules B and D as the procedure for assessing the conformity of their energy meters. The body nominated to carry out the conformity test is METAS, the Swiss Federal Office for Metrology.

Development stages and procedures are set out below with reference to the assessment modules.

Procedure for assessing MID conformity

	Production phases at manufacturing site	Module B and F	Module B and D	Module H1
	Development			Plan inspection
	Plan Design	Design inspection (B)	Design inspection (B)	Full QM System
	Series production		QM System production (D)	
	End product	First calibration (F)		
		Declaration of conformity and identification mark		

Module B: 'Type examination' is the part of a conformity assessment procedure whereby a notified body examines the technical design of a measuring instrument and ensures and declares that the technical design meets the requirements of the MID Directive that apply to it

Module D: 'Declaration of conformity to type based on quality assurance of the production process' is the part of a conformity assessment procedure whereby the manufacturer fulfils statutory obligations and ensures that the measuring instruments concerned are in conformity with the type as described in the EC-type examination certificate and satisfy the appropriate requirements of this Directive

Module F: 'Declaration of conformity to type based on product verification' is the part of a conformity assessment procedure whereby the manufacturer fulfils statutory obligations, both ensuring and declaring that the measuring instruments that have been subjected to inspection and testing are in conformity with the type as described in the EC type examination certificate and satisfy the appropriate requirements of this Directive

Module H1: 'Declaration of conformity based on full quality assurance' is the conformity assessment procedure whereby the manufacturer fulfils statutory obligations, both ensuring and declaring that the measuring instruments concerned satisfy the appropriate requirements of this Directive

Standards applicable to electricity meters

Standards for energy meters have also been redefined in association with the MID. The manufacturers' organization CITEF and CENELEC (the European standards committee) have been driving forces. The object was to make the necessary EN standards as close as possible to existing IEC standards. However, it was impossible to prevent serious differences arising compared with IEC standards. :

- ▶ Class designation according to EN 50 470 with class A, class B, class C
- ▶ Class designation according to IEC 62 053 with class 2, class 1, class 0,5

New terminology has also be defined for power ranges and their error limits.

Error limit for class B in percent according to EN 50470-3 (MID)

Power range for measurement Direct or with current converter	Ohmic load, cosφ 1	Inductive load, cosφ 0.5–1	Capacitive load, cosφ 0.8–1
$I_{\min} \leq I < I_{tr}$	± 1.5	–	–
$I_{tr} \leq I < I_{\max}$	± 1	± 1	± 1

Error limit for class 1 as percent, according to IEC 62053-21

Power range for direct measurement	Ohmic load, cosφ 1	Inductive load, cosφ 0.5–1	Capacitive load, cosφ 0.8–1
$0.05 I_b \leq 0.1 I_b$	± 1.5	–	–
$0.1 I_b \leq 0.2 I_b$	± 1	± 1.5	± 1.5
$0.2 I_b \leq I_{\max}$	± 1	± 1	± 1

Current values for Saia PCD® energy meters

Terminologie		AWC	AWD	ALD	ALE
I_{ref}	Base current from which the defined current values are derived	1 A	5 A	5 A	10 A
I_{st}	Current at which the counter begins to count, but without defining the limits of error	2 mA	10 mA	20 mA	40 mA
I_{\min}	Current at which the counter must be measured within the error limits, but additional errors are allowed	10 mA	50 mA	250 mA	500 mA
I_{tr}	Current value from which to I_{\max} the defined precision applies	0.05 A	0.25 A	0.5 A	1 A
I_{\max}	The highest current value for which the defined precision is still valid	1.2 A	6 A	32 A	65 A

MID categories for measurement instruments

- ▶ MI-001 Water meters
- ▶ MI-002 Gas meters and volume conversion devices
- ▶ MI-003 Active electrical energy meters
- ▶ MI-004 Heat meters
- ▶ MI-005 Measuring systems for continuous and dynamic measurement of liquids other than water (flow meters)
- ▶ MI-006 Automatic weighing instruments
- ▶ MI-007 Taximeters
- ▶ MI-008 Material measures
- ▶ MI-009 Dimensional measuring instruments
- ▶ MI-010 Exhaust gas analysers

Marks required for active electrical energy meters

Electrical energy meters brought to market under the MID directive must, in addition to the manufacturer's name and product name, also bear certain additional identification marks. Devices must carry the CE mark. In addition, a rectangular mark must be applied with a frame containing the letter M, the last two digits of the year of manufacture and finally the identification number of the relevant named body. The precision class, unit of measurement and serial number must also be clearly visible. Additional information includes technical data, a diagram, test certificate number and, in the case of electronic counters, the software version.

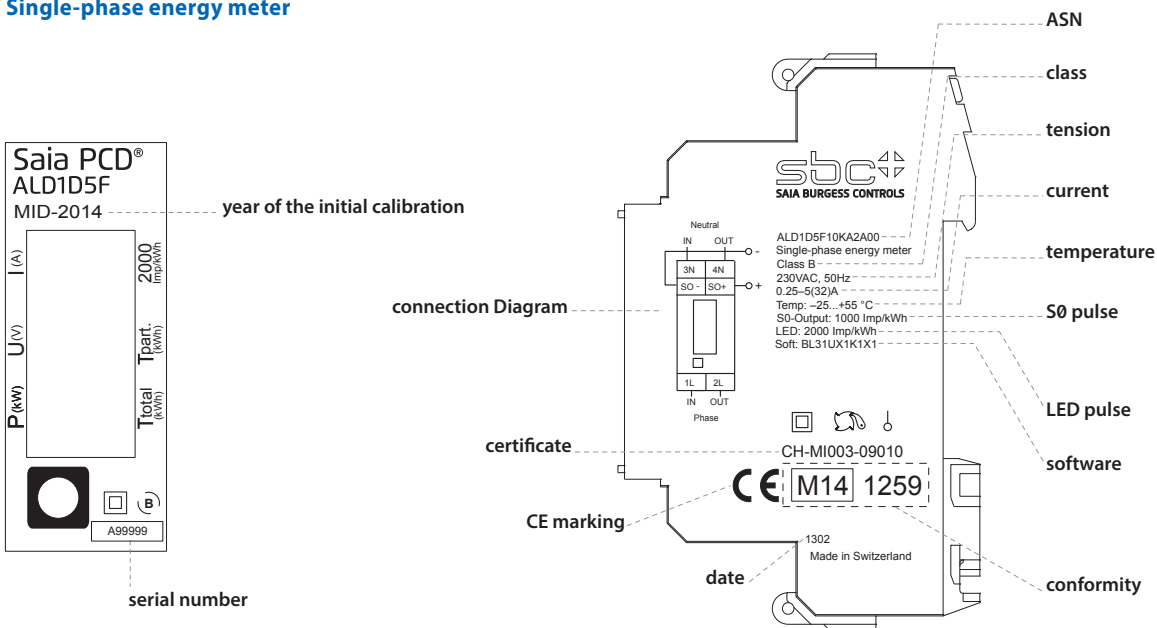
In addition, each delivery of energy meters must be accompanied by the relevant declaration of conformity for the EU country concerned.

Saia Burgess Controls has integrated a declaration of conformity into its user guide and mounting instructions, available in all 23 languages of the EU member states.

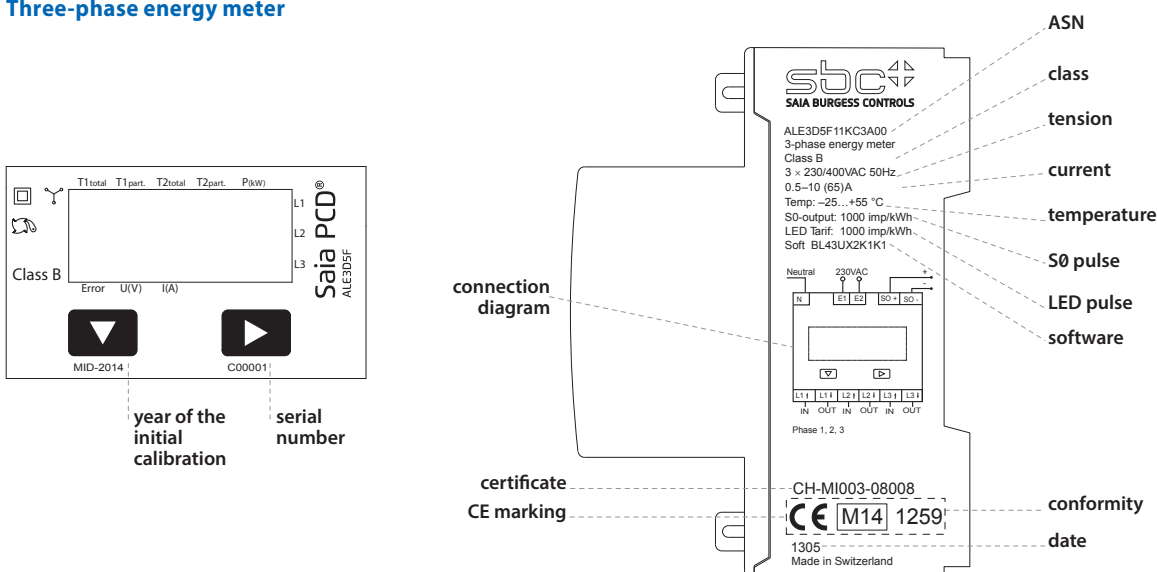


MID mark

Single-phase energy meter



Three-phase energy meter



Saia-Burgess Controls AG

Bahnhofstrasse 18 | 3280 Murten, Switzerland
 T +41 26 672 72 72 | F +41 26 672 74 99
 www.saia-pcd.com | info@saia-pcd.com

support@saia-pcd.com | www.sbc-support.com